



NAME:

Sustainable Development Goals – Diamond Ranking

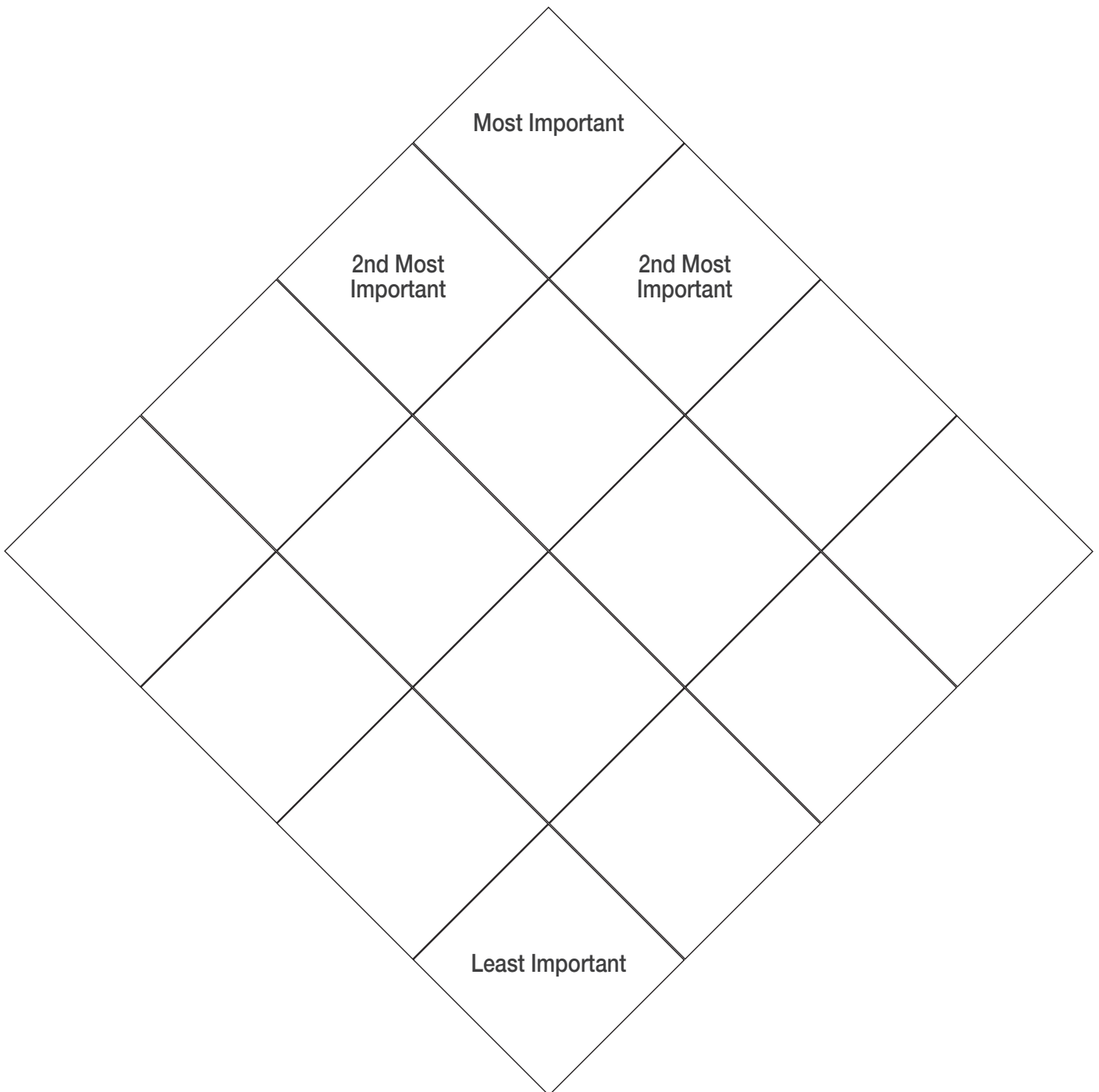


NAME:

Sustainable Development Goals – Diamond Ranking

The diamonds on the first page represent the 17 global goals that were set by the United Nations in 2015. These broad goals have specific targets that each nation is aiming to meet by 2030.

1. Cut out each of the diamonds
2. Your task is to arrange the diamonds into a larger diamond (see example below). Whichever of the 17 goals you believe is the most important for the development of the world will go at the top of the diamond. Next, you will decide the next two most important goals and place them on the second row. Continue doing this until you get to the bottom, where the least important goal will go.
3. You will notice there are 17 goals, but there is only room for 16 diamonds. The leftover goal can be excluded from this activity.
4. Once you are happy with your rankings, find a space in your book and glue it in.



Teacher Guide – Sustainable Development Goals Diamond Ranking

The overall goal of this activity is to encourage students to think from a global perspective. At the start of the activity, it may be a good idea to discuss the concept of first and third world countries, so that students approach the activity with these ideas fresh in their minds. Encourage them to rank each goal based on what would be most beneficial for the development of EVERY country, not just for first world countries.

As an extension to this activity, once every student has completed their diamond, you may like to generate a class discussion and come up with a consensus as to which goals should go where. You could create your own class diamond and display it in the classroom.