

NAME:

Types of Homelessness


Read the 'Types of Homelessness' (page 4) section of the fact book and complete the following activities.

ACTIVITY 1 – DEFINITIONS AND PERCEPTIONS

TERTIARY HOMELESSNESS

DEFINITION:


Draw your perception of this type of homelessness.



SECONDARY HOMELESSNESS

DEFINITION:


Draw your perception of this type of homelessness.



PRIMARY HOMELESSNESS

DEFINITION:

Draw your perception of this type of homelessness.



NAME:

Types of Homelessness

ACTIVITY 2 – COMPREHENSION AND ANALYSIS

1. Which form of homelessness do you think would be the most difficult for a person to experience? Why?

2. Why do you think people experiencing secondary or tertiary homelessness are sometimes called the 'hidden homeless'?

3. The Australian Bureau of Statistics identifies six different categories of homelessness, shown below. Next to each category, identify whether you believe it fits with primary, secondary or tertiary homelessness.

Persons living in improvised dwellings, tents, or sleeping out:	
Persons in supported accommodation for the homeless:	
Persons staying temporarily with other households:	
Persons living in boarding houses	
Persons in other temporary lodgings:	
Persons living in 'severely' crowded dwellings:	

4. Look at the 'People Experiencing Homelessness in Australia' (page 5) graph under the 'Statistics in Australia' section of the fact book. Based on your answers to Question 3, were the majority of people experiencing homelessness in 2016 part of the primary, secondary or tertiary category? Has this trend been the same since 2001 or has it changed?

NAME:

Types of Homelessness

ACTIVITY 3 – VENN DIAGRAM

Complete the 3 circle venn diagram below to compare and contrast the three forms of homelessness. Think about the definitions of each form as well as the experiences and emotions that people in these situations may have.

